



PAK-QATAR
FAMILY TAKAFUL
Together for the Future

Performance of Pak-Qatar Unit Funds

Jan'2020

Economic Review

Large Scale Manufacturing (LSM) data showed decline of 5.93%YoY during 5MFY20 due to slow down in GDP growth to 3.3% in FY19 and it is anticipated to fall further to 2.4% in FY20, as per IMF estimates. Stabilization measures, which have taken in recent past, have started showing some signs of improvements in our economy; but it also has some negative consequences which can be evident in decline of LSM. The shrinkage in demand was witnessed across most sectors with automobiles, pharmaceuticals, petroleum, iron and steel products leading the decline.

Positive side of stabilization measures could be witnessed through decline in Current Account Deficit (CAD) by 80%YoY to USD 367mn in December 2019, taking cumulative 6MFY20 deficit to USD 2.2bn (1.5% of GDP) depicting a steep decline of around 75%YoY as compared to USD 8.6bn (5.8% of GDP) during the same period last year.

CPI inflation for the month of January 2020 clocked in at 14.56% due to higher than expected jump in House Rent Index and considerable jump in some non-perishable food item prices (sugar and wheat) due to supply shocks. Average CPI for 7MFY20 settled at 11.61% against 5.90% during same period last year. State Bank of Pakistan (SBP) at the end of outgoing month announced monetary policy and maintained status quo for third consecutive review at 13.25% in line with expectations. The recent fall in international commodity prices after epidemic breakout will allow to dilute inflationary pressures due to softer global demand outlook. International response to this has been to quarantine to contain any further spread-out. Amid such crisis, government stance will remain crucial on imports front and provide some room to central bank to initiate some monetary easing in latter half of calendar year.

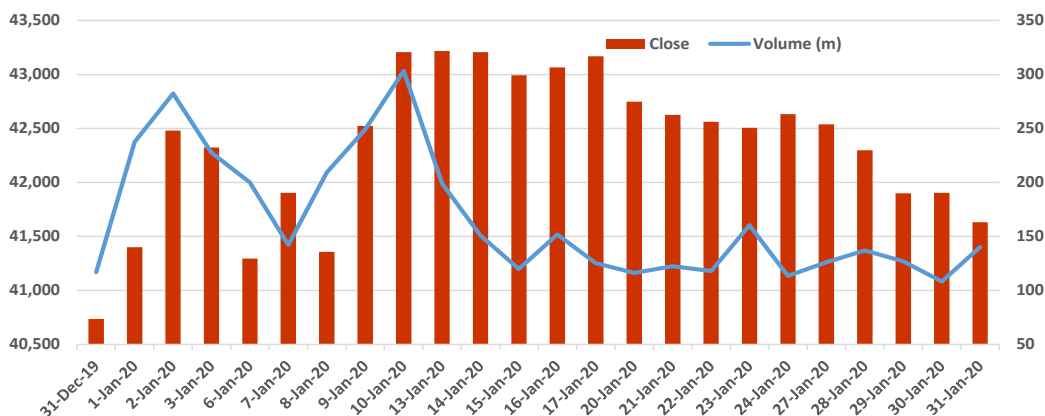
Equity Market Review

The month of January 2020 could easily be divided in two halves to discuss performance of country's equity market. During the first half of the month, market carried forward the positive momentum of last four months consecutive positive closings, and rose by around 7%. However, the rally lost momentum during the latter half of the month due to rising noise in domestic politics, expectation of rise in inflation and global equity sell-off after coronavirus outbreak. KSE-100 settled fifth consecutive positive closing by posting a return 1.58% to close at 41,630 points. The index has cumulatively returned around 45% since its bottom touched on 16th of August 2019. Cements and Commercial Banks were the major positive contributors to the index.

Market activity dropped significantly from volume perspective as well as traded value perspective. Average daily value traded at USD 60mn down by 20%MoM and daily average of market volume stood at 247mn shares, down by 19%MoM. Foreigners remained net buyer of USD 2.9mn during the month as compared to an outflow of USD 11.3mn in December 2019. From the local side, Banks were the major buyer with USD 13.6mn worth of shares while Individuals were the major seller with USD 22.7mn.

As per our view last month, market has started testing investors' nerves from the latter half of the current month and we are expecting that short term volatility will persist in near future due to rise in inflation, political uncertainty, IMF's and FATF's review. We are expecting market to perform from latter half of this calendar year thus, we advise our participants to consolidate their position in stock market, keeping their long term investment objective in their mind.

Country	Index	Jan-20	Dec-19
UK	FTSE-100	-3.40%	2.67%
USA	Nasdaq	1.99%	3.54%
USA	Dow 30	-0.99%	1.74%
China	Shanghai	-2.41%	6.20%
Hong Kong	Hang Seng	-6.66%	7.00%
Japan	Nikkei-225	-1.91%	1.56%
India	BSE-30	-1.29%	1.13%
Pakistan	KMI 30	1.58%	5.29%
Pakistan	KSE 100	2.20%	3.68%





PAK-QATAR
FAMILY TAKAFUL
Together for the Future

PIF-Aggressive Fund

Jan'2020

Fund Objective

The objective of investments is to enhance returns through a well-diversified, prudently invested portfolio while considering customer needs, regulatory restrictions and overall corporate strategy of PQFTL. The Fund intends to achieve capital appreciation with medium to long term investment horizon by taking enhanced exposure to equities and fixed income investments.

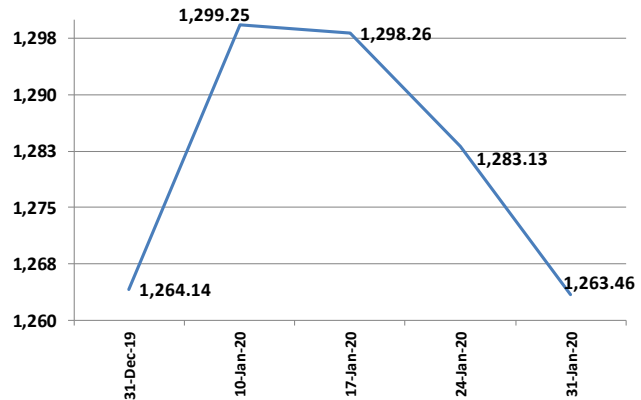
Fund Information

Fund Name PIF-Aggressive Fund
Fund Size PKR 2,311,509,321.
Unit Price PKR 1,263.4626
Category Aggressive
Pricing Mechanism Forward
Pricing Days Official Working Days
Benchmark Composite of ((Average of KMI-30 & KMIAll) & Average Return on Islamic Bank) based on actual allocation

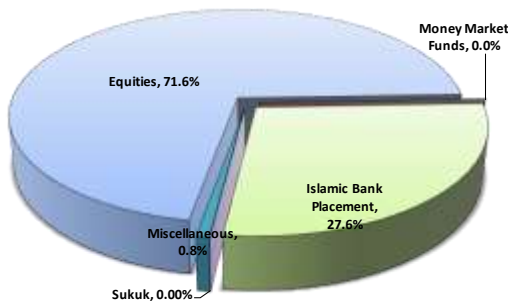
Auditors EY Ford Rhodes,
Chartered Accountants
Appointed Actuary Abdul Rahim Abdul Wahab

Investment Committee

Zahid Hussain Awan Chairman
 Said Gul Member
 Muhammad Nasir Ali Syed Member
 Abdul Rahim Abdul Wahab Member
 Muhammad Kamran Saleem Member & Secretary



Fund Returns	
	Return
1-month (absolute net of IMC)	-0.05%
Benchmark - (1-month absolute net of IMC)	0.88%
Calendar YTD (absolute net of IMC)	-0.05%
Benchmark YTD (absolute net of IMC)	0.88%
3-Years (absolute net of IMC)	-0.5%
5-Years (absolute net of IMC)	21.1%
Since Inception (absolute net of IMC)	135.4%



Asset Allocation		
	Jan'20	Dec'19
Equities	71.6%	69.3%
Money Market Funds	0.0%	0.0%
Islamic Bank Placement	27.6%	30.0%
Sukuk	0.00%	0.0%
Miscellaneous	0.8%	0.7%

Past performance is not indicative of future performance. Market volatility can significantly affect short-term performance. The value of investment can fall as well as rise.

PIF-Balanced Fund

Jan'2020

Fund Objective

The objective of investments is to enhance returns through a well-diversified, prudently invested portfolio while considering Customer needs, regulatory restrictions and overall corporate strategy of PQFTL. Objective is to provide capital appreciation with a modest risk profile and a medium to long-term investment horizon by investing in a portfolio of fixed income instruments and a flavor of equity investments.

Fund Information

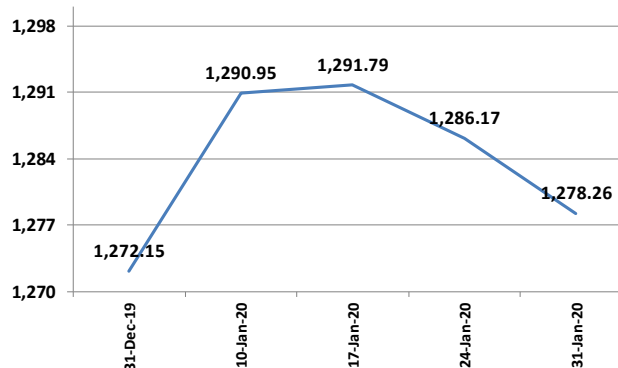
Fund Name PIF-Balanced Fund
Fund Size PKR 6,147,716,708
Unit Price PKR 1,278.2647
Category Balanced
Pricing Mechanism Forward
Pricing Days Official Working Days
Benchmark Composite of ((Average of KMI-30 & KMIAI) & Average Return on Islamic Bank) based on actual allocation

Auditors EY Ford Rhodes,
Chartered Accountants

Appointed Actuary Abdul Rahim Abdul Wahab

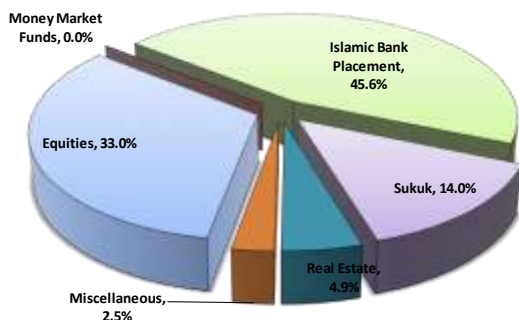
Investment Committee

Zahid Hussain Awan Chairman
 Said Gul Member
 Muhammad Nasir Ali Syed Member
 Abdul Rahim Abdul Wahab Member
 Muhammad Kamran Saleem Member & Secretary



Fund Returns

	Return
1-month (absolute net of IMC)	0.48%
Benchmark - (1-month absolute net of IMC)	0.66%
Calendar YTD (absolute net of IMC)	0.48%
Benchmark YTD (absolute net of IMC)	0.66%
3-Years (absolute net of IMC)	5.4%
5-Years (absolute net of IMC)	25.8%
Since Inception (absolute net of IMC)	138.1%



Asset Allocation

	Jan'20	Dec'19
Equities	33.0%	33.9%
Money Market Funds	0.0%	0.0%
Islamic Bank Placement	45.6%	39.4%
Sukuk	14.0%	19.4%
Real Estate	4.9%	4.9%
Miscellaneous	2.5%	2.4%

Past performance is not indicative of future performance. Market volatility can significantly affect short-term performance. The value of investment can fall as well as rise.



PIF-Conservative Fund

PAK-QATAR
FAMILY TAKAFUL
Taqaful - for the Future

Jan'2020

Fund Objective

The objective of investments is to enhance returns through a well-diversified, prudently invested portfolio while considering Customer needs, regulatory restrictions and overall corporate strategy of PQFTL. The Fund aims to provide stable return exhibiting low volatility with capital preservation by constructing a portfolio composed of fixed income and Mutual Funds investments.

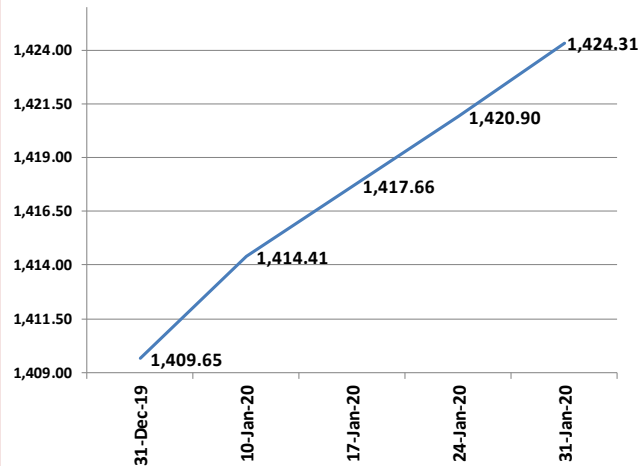
Fund Information

Fund Name PIF-Conservative Fund
Fund Size PKR 2,310,142,019
Unit Price PKR 1,424.3144
Category Conservative
Pricing Mechanism Forward
Pricing Days Official Working Days
Benchmark Average Return on three Islamic Bank as stated by MUFAP
Auditors EY Ford Rhodes, Chartered Accountants

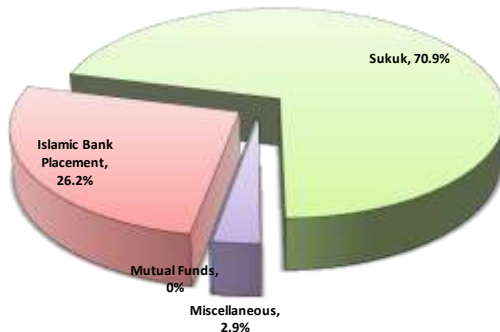
Appointed Actuary Abdul Rahim Abdul Wahab

Investment Committee

Zahid Hussain Awan Chairman
 Said Gul Member
 Muhammad Nasir Ali Syed Member
 Abdul Rahim Abdul Wahab Member
 Muhammad Kamran Saleem Member & Secretary



Fund Returns	
	Return
1-month	12.3%
Benchmark - (1-month)	6.8%
3-months	13.4%
Calendar YTD	12.3%
Benchmark (CYTD)	6.8%
Since Inception	8.6%
3-Years	8.9%
5-Years	8.8%
Since Inception (absolute net of IMC)	165.4%



Asset Allocation		
	Jan'20	Dec'19
Mutual Funds	0%	0%
Islamic Bank Placement	26.2%	22.3%
Sukuk	70.9%	74.7%
Miscellaneous	2.9%	3.0%

Past performance is not indicative of future performance. Market volatility can significantly affect short-term performance. The value of investment can fall as well as rise.



PIF-SecureWealth Fund

PAK-QATAR
FAMILY TAKAFUL
Together for the Future

Jan'2020

Fund Objective

The objective of investments is to enhance returns through a well-diversified, prudently invested portfolio while considering Customer needs, regulatory restrictions and overall corporate strategy of PQFTL. The fund aims to provide competitive returns from a portfolio of low credit risk with prime focus on investment in Sukuks rated (A and above), Islamic Deposits and Mutual Funds.

Fund Information

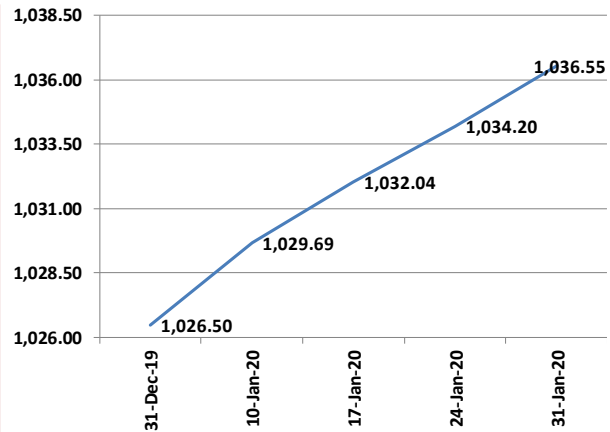
Fund Name PIF-Secure Wealth Fund
Fund Size PKR 93,726,648
Unit Price PKR 1,036.5458
Category Conservative
Pricing Mechanism Forward
Pricing Days Official Working Days

Benchmark Average Return on three Islamic Bank as stated by MUFAP
Auditors EY Ford Rhodes, Chartered Accountants

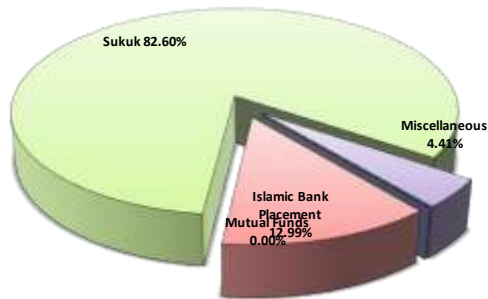
Appointed Actuary Abdul Rahim Abdul Wahab

Investment Committee

Zahid Hussain Awan Chairman
 Said Gul Member
 Muhammad Nasir Ali Syed Member
 Abdul Rahim Abdul Wahab Member
 Muhammad Kamran Saleem Member & Secretary



Fund Returns	
	Return
1-month	11.5%
Benchmark (1-month)	6.8%
3-months	13.4%
Calendar YTD	11.5%
Benchmark (CYTD)	6.8%
Since Inception	8.3%
3-Years	8.7%
5-Years	8.7%
Since Inception (absolute net of IMC)	101.7%



Asset Allocation		
	Jan'20	Dec'19
Mutual Funds	0.00%	0.00%
Islamic Bank Placement	12.99%	6.50%
Sukuk	82.60%	86.00%
Miscellaneous	4.41%	7.50%

Past performance is not indicative of future performance. Market volatility can significantly affect short-term performance. The value of investment can fall as well as rise.