

Economic Review

Economic conditions of the country continued its recovery path during the month as depicted from sales of cyclical sectors like cements, autos and allied industries. The mentioned sectors showed stellar growth on YoY basis, and even surpassed pre-covid figures. On the other hand, Current Account numbers again gave surprised to the market on the positive side and reported a surplus of USD 73mn in Sep-20, taking cumulative surplus of 1QFY21 to USD 792mn (1.2% of GDP) as compared to a deficit of USD 1.5bn (2.3% of GDP) during the same period last year. The improvement in Current Account is mainly on the back of record remittance growth (up 31.1% YoY) and decline in trade & service deficit (down 5.8% YoY). Foreign exchange reserves of the country did not witness much increase as financial repayments to multilateral kept the financial account in negative. However, PKR saw a sharp improvement to 160 against USD after the global currency lost strength, alongside a sharp improvement in current account balance.

CPI numbers for the month of October 2020 came in below expectations at 8.9% compared to 9.0% in the preceding month of September. Overall, the MoM rise of 1.7% in CPI was mainly due to hefty rise in food items while other heads remained largely in control. Gradual build-up in inflation numbers is widening the negative real rate and may expel SBP to go for monetary tightening in the latter half of this fiscal year; but this expectation will largely dependent on the pace of economic recovery after the second wave of corona virus.

On the money market front, SBP did not accept any bid in Fixed GoP Ijara Sukuk auction against the target of PKR 15bn while accepted PKR 70bn at the rate of 6M PKRV minus 10 bps against the target of PKR 35bn.

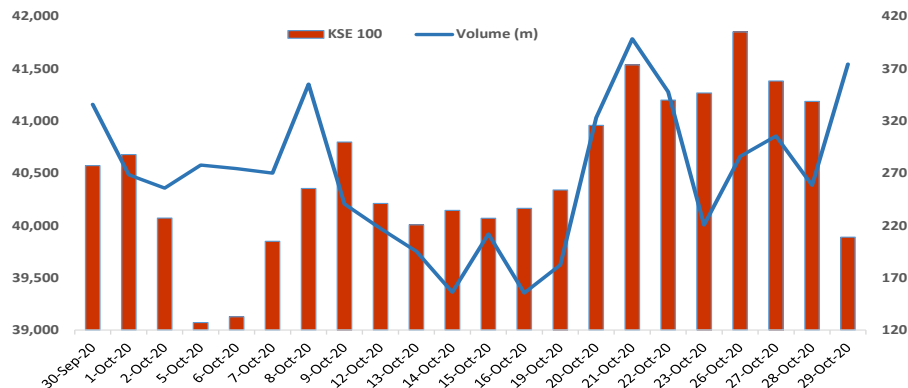
Equity Market Review

KSE-100 remained in the consolidation phase during the month of October 2020 and lost 683 points or 1.68% MoM to close at 39,900 points. The market remained volatile during the month due to heightened political noise of opposition gatherings, expectation of second wave of corona virus and FATF announcement of keeping Pakistan in grey list till February 2021 after successful completion of 21 out of 27 points by Pakistan. Market activity dropped during the month as average volume and average daily trade value decreased by 25% MoM and 19% MoM respectively.

The decrease in index was mainly led by the E&P sector on the back of decline in international oil prices. Banking sector also contributed the decline despite extraordinary results largely due to foreign selling. On the contrary, Cement sector contributed positively to the index as the sector posted quarterly results which were above market expectations. Foreigners again remained on the seller side and sold shares worth of USD 39mn in the month of October. On the local front, Individuals and Mutual Funds also remained net seller of USD 16mn and USD 6mn respectively, while Insurance, Banks/DFIs and Companies were net buyers of USD 27mn, USD 16mn and USD 10mn respectively.

The outlook on the market is positive based on sectoral data where we have seen hefty YoY growth in cyclical companies. Inflation, though a concern that could led to increase in interest rates which would add negativity to the market. Valuations are still very attractive but the political temperature is rising in the country. Participants who have long term maturity should take some taste of equity market while participants whose maturities are approaching, should give priorities to their objective and their risk appetites.

| Country | Index | Oct-20 | Sep-20 |
|-----------|------------|--------|--------|
| UK | FTSE-100 | -4.92% | -1.63% |
| USA | Nasdaq | -2.29% | -5.16% |
| USA | Dow 30 | -4.61% | -2.28% |
| China | Shanghai | 0.20% | -5.23% |
| Hong Kong | Hang Seng | 2.76% | -6.82% |
| Japan | Nikkei-225 | -0.90% | 0.20% |
| India | BSE-30 | 4.06% | -1.45% |
| Pakistan | KMI All | -3.21% | -0.46% |
| Pakistan | KMI 30 | -1.92% | -1.39% |
| Pakistan | KSE 100 | -1.68% | -1.31% |





PQFT Banca-BT Growth

Oct'20

PAK-QATAR
FAMILY TAKAFUL
Together for the Future

Fund Objective

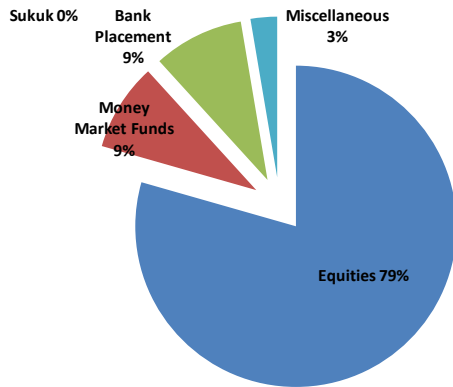
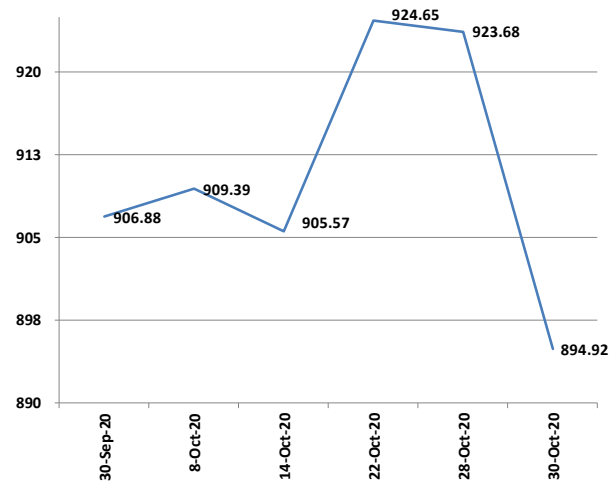
The objective of investments is to enhance returns through a well-diversified, prudently invested portfolio while considering Customer needs, regulatory restrictions and overall corporate strategy of PQFTL. The Fund intends to achieve capital appreciation with medium to long term investment horizon by taking enhanced exposure to equities and fixed income investments.

Fund Information

Fund Name PQFT-Banca Growth
Fund Size PKR 6,082,274,932
Unit Price PKR 894.9194
Category Capital Growth
Pricing Mechanism Forward
Pricing Days Official Working Days
Auditors EY Ford Rhodes ,
Chartered Accountants
Benchmark Composite of (Average of (KMIAII & KMI-30) & Average Return on Islamic Bank) based on actual allocation
Appointed Actuary Abdul Rahim Abdul Wahab

Investment Committee

Zahid Hussain Awan Chairman
 Said Gul Member
 Azeem Iqbal Pirani Member
 Muhammad Kamran Saleem Member
 Muhammad Ahsan Qureshi Member
 Abdul Rahim Abdul Wahab Member
 Farhan Shaukat Secretary



| | Oct'20 | Sept'20 |
|--------------------|--------|---------|
| Equities | 79% | 78% |
| Money Market Funds | 9% | 14% |
| Bank Placement | 9% | 8% |
| Sukuk | 0% | 0% |
| Miscellaneous | 3% | 0% |

| Fund Returns | Return |
|---|--------|
| 1-month (absolute net of IMC) | -1.32% |
| Benchmark - (1-month absolute net of IMC) | -2.35% |
| Calendar YTD (absolute net of IMC) | 6.46% |
| Benchmark CYTD (absolute net of IMC) | -1.20% |
| 365 Days (absolute net of IMC) | 24.66% |
| Since Inception* (annualized net of IMC) | 8.6% |
| 3-Years (absolute net of IMC) | 14.44% |
| Since Inception (absolute net of IMC)* | 78.98% |

*Since Aug'11

Past performance is not indicative of future performance. Market volatility can significantly affect short-term performance. The value of investment can fall as well as rise.



PQFT Banca-BT Conservative

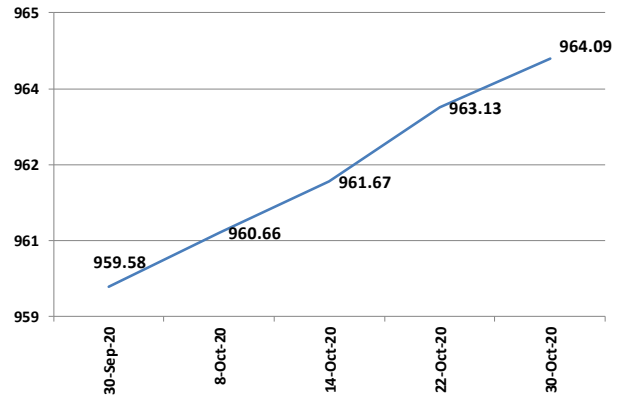
Oct'20

Fund Objective

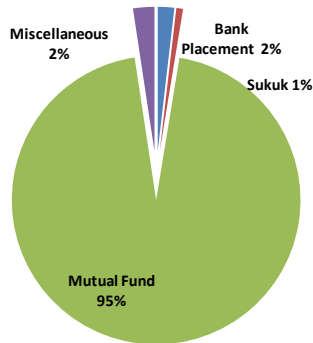
The objective of investments is to enhance returns through a well-diversified, prudently invested portfolio while considering Customer needs, regulatory restrictions and overall corporate strategy of PQFTL. The Fund aims to provide stable return exhibiting low volatility with capital preservation by constructing a portfolio composed of fixed income and mutual funds investments.

Fund Information

| | |
|-----------------------------|---|
| Fund Name | PQFT-Banca Conservative |
| Fund Size | PKR 5,924,761,892 |
| Unit Price | PKR 964.0914 |
| Category | Capital Preservation |
| Pricing Mechanism | Forward |
| Pricing Days | Official Working Days |
| Benchmark | Average Return on three Islamic Bank as stated on MUFAP |
| Auditors | EY Ford Rhodes , Chartered Accountants |
| Appointed Actuary | Abdul Rahim Abdul Wahab |
| Investment Committee | |
| Zahid Hussain Awan | Chairman |
| Said Gul | Member |
| Azeem Iqbal Pirani | Member |
| Muhammad Kamran Saleem | Member |
| Muhammad Ahsan Qureshi | Member |
| Abdul Rahim Abdul Wahab | Member |
| Farhan Shaukat | Secretary |



| | Oct'20 | Sep'20 |
|----------------|--------|--------|
| Bank Placement | 2% | 4% |
| Sukuk | 1% | 1% |
| Mutual Fund | 95% | 94% |
| Miscellaneous | 2% | 1% |



| Fund Returns | Annualized Return |
|--|-------------------|
| 1-month | 5.71% |
| Benchmark (1-month) | 3.5% |
| 3-months | 6.36% |
| Calendar YTD | 9.42% |
| Benchmark (CYTD) | 5.60% |
| 365 Days | 10.20% |
| Since Inception* | 10.05% |
| 3-Years (absolute net of IMC) | 23.29% |
| Since Inception (absolute net of IMC)* | 92.82% |

*Since Aug'11

Past performance is not indicative of future performance. Market volatility can significantly affect short-term performance. The value of investment can fall as well as rise.