



Economic Review

Policy measures, taken by the government, have so far proved better for the macroeconomic landscape of the country as Current Account recorded consecutive fourth surplus of USD 382mn in October 2020 which took cumulative 4MFY21 surplus to USD 1.2bn (1.3% of GDP) as compared to Current Account Deficit of USD 1.4bn (1.6% of GDP) during the same period last year. The improvement in current account is mainly on the back of record remittance growth (up 26.5% YoY) and decline in trade and services deficit (down 2.9% YoY). For the full fiscal year, we expect that deterioration in current account position during 2HFY21 on rising imports due to improving domestic economic activity and slowdown in remittances trend.

The headline inflation recorded at 8.35% YoY (0.82% MoM) as compared to 8.91% YoY in the preceding month. Inflation eased off, apart from the base effect, due to controlled food prices amid seasonality and less room for further hike over abnormally soared food prices. Cumulatively, inflation has reached 8.76% YoY in 5MFY21 and we expect that it could remain in the range of State Bank of Pakistan (SBP) target of 7-9% for FY21. SBP, in its latest monetary policy meeting, maintained the discount rate at 7% and took the stance that this level is needed to support country's economic growth and showed lesser concern towards cost push inflation. We expect that SBP will maintain this level of 7% in next 3-4 months to support economic growth during the second wave of pandemic.

On the money market front, auction of Ijara was postponed till December 2020. During the month, secondary market yields of shorter duration remained flattish while longer duration bonds saw some rise as market is now expecting that monetary easing cycle is over and we may see some hike in the last quarter of this fiscal year.

Equity Market Review

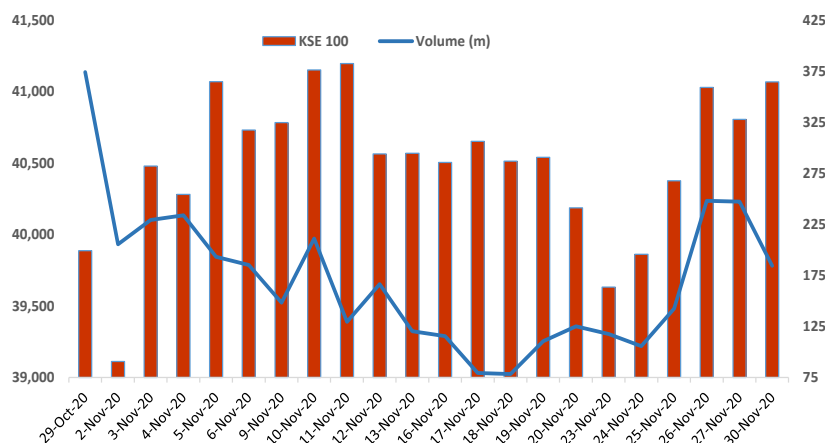
After lackluster performance during the preceding two months, KSE-100 roared back with a decent return of 2.96% MoM (Or 1,181 points) to close at 41,069 points. The index remained volatile during the first part of the month, but in the latter part, KSE-100 performed better due to substantial 27% rise in international oil prices during the month on the back of vaccine breakthrough news.

Volumes remained subdued during the month due to rising political temperature. Average daily trading volume declined by 39.1% to 161.0mn shares while average traded value declined by 25.6% to USD 48.27mn. Foreigners kept its two years of selling track during the month and sold shares worth of USD 48.47mn during the month. On the domestic front, individuals remained the biggest buyers with USD 33.75mn followed by Insurance companies with USD 12.65mn while mutual funds remained net seller of USD 10.89mn.

The increase in index was mainly led by the E&P sector on the back of jump in international oil prices coupled with banking sector which also contributed positively amid attractive valuations. Technology sector also delivered outstanding returns due to potential re-rating of the sector on the back of improved earnings prospective. On the contrary, cement sector contributed negatively due to expectation of decline in dispatches in the winter season.

The market has shown a decent recovery, after pandemic shock, and generated a return of 19.3% during 5MFY21 but still many companies valuations are at attractive levels. We recommend our participants to take exposure in our aggressive fund with caution, keeping in mind their future monetary needs and risk appetites.

Country	Index	Nov-20	Oct-20
UK	FTSE-100	12.35%	-4.92%
USA	Nasdaq	11.80%	-2.29%
USA	Dow 30	11.84%	-4.61%
China	Shanghai	5.19%	0.20%
Hong Kong	Hang Seng	9.27%	2.76%
Japan	Nikkei-225	15.04%	-0.90%
India	BSE-30	11.45%	4.06%
Pakistan	KMI All	3.61%	-3.21%
Pakistan	KMI 30	4.44%	-1.92%
Pakistan	KSE 100	2.96%	-1.68%





PAK-QATAR
FAMILY TAKAFUL
Together for the Future

PIF-Aggressive Fund

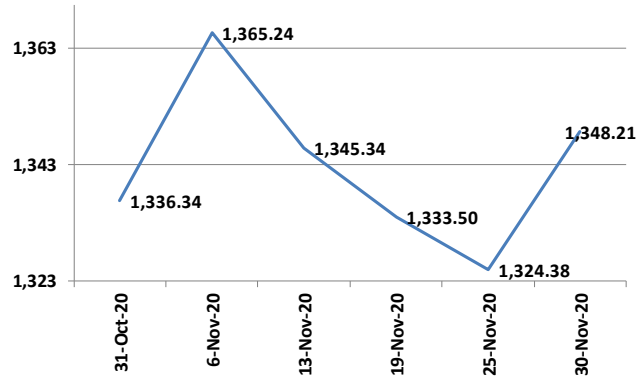
Nov'2020

Fund Objective

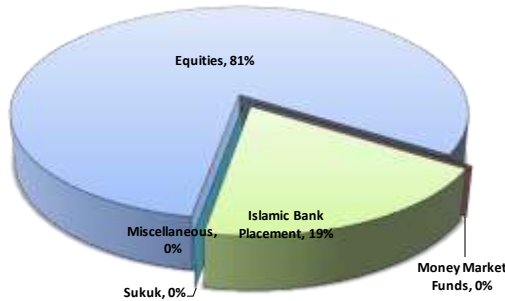
The objective of investments is to enhance returns through a well-diversified, prudently invested portfolio while considering customer needs, regulatory restrictions and overall corporate strategy of PQFTL. The Fund intends to achieve capital appreciation with medium to long term investment horizon by taking enhanced exposure to equities and fixed income investments.

Fund Information

Fund Name	PIF-Aggressive Fund	
Fund Size	PKR 2,434,760,936	
Unit Price	PKR 1348.2100	
Category	Aggressive	
Pricing Mechanism	Forward	
Pricing Days	Official Working Days	
Benchmark	Composite of ((Average of KMI-30 & KMIAll) & Average Return on Islamic Bank) based on actual allocation	
Auditors	EY Ford Rhodes , Chartered Accountants	
Appointed Actuary	Abdul Rahim Abdul Wahab	
Investment Committee		
Zahid Hussain Awan		Chairman
Said Gul		Member
Azeem Iqbal Pirani		Member
Muhammad Kamran Saleem		Member
Muhammad Ahsan Qureshi		Member
Abdul Rahim Abdul Wahab		Member
Farhan Shaukat		Secretary



Fund Returns	
	Return
1-month (absolute net of IMC)	0.9%
Benchmark - (1-month absolute net of IMC)	3.2%
Calendar YTD (absolute net of IMC)	6.7%
Benchmark CYTD (absolute net of IMC)	1.2%
3-Years (absolute net of IMC)	17.8%
5-Years (absolute net of IMC)	26.1%
Since Inception (absolute net of IMC)	152.5%



Asset Allocation		
	Nov'20	Oct'20
Equities	81%	80%
Money Market Funds	0%	0%
Islamic Bank Placement	19%	18%
Sukuk	0%	0%
Miscellaneous	0%	2%

Past performance is not indicative of future performance. Market volatility can significantly affect short-term performance. The value of investment can fall as well as rise.



PAK-QATAR
FAMILY TAKAFUL
Together for the Future

PIF-Balanced Fund

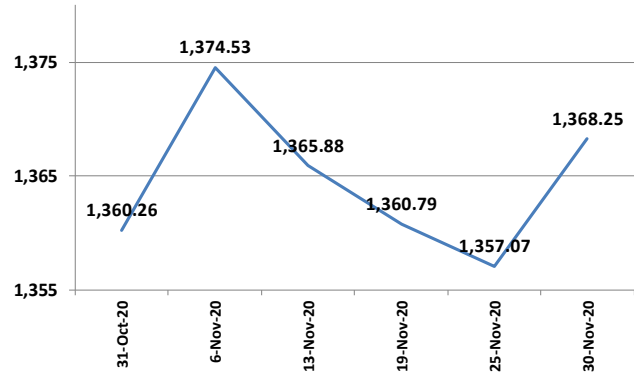
Nov'2020

Fund Objective

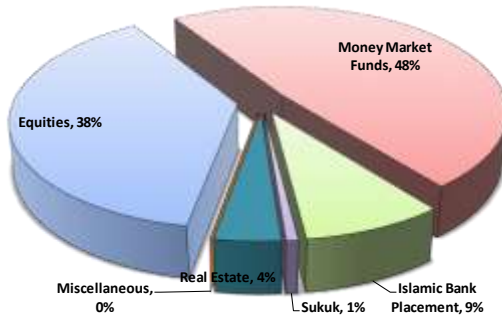
The objective of investments is to enhance returns through a well-diversified, prudently invested portfolio while considering Customer needs, regulatory restrictions and overall corporate strategy of PQFTL. Objective is to provide capital appreciation with a modest risk profile and a medium to long-term investment horizon by investing in a portfolio of fixed income instruments and a flavor of equity investments.

Fund Information

Fund Name	PIF-Balanced Fund	
Fund Size	PKR 6,487,267,631	
Unit Price	PKR 1,368.2532	
Category	Balanced	
Pricing Mechanism	Forward	
Pricing Days	Official Working Days	
Benchmark	Composite of ((Average of KMI-30 & KMIAll) & Average Return on Islamic Bank) based on actual allocation	
Auditors	EY Ford Rhodes, Chartered Accountants	
Appointed Actuary	Abdul Rahim Abdul Wahab	
Investment Committee		
Zahid Hussain Awan		Chairman
Said Gul		Member
Azeem Iqbal Pirani		Member
Muhammad Kamran Saleem		Member
Muhammad Ahsan Qureshi		Member
Abdul Rahim Abdul Wahab		Member
Farhan Shaukat		Secretary



Fund Returns	
	Return
1-month (absolute net of IMC)	0.6%
Benchmark - (1-month absolute net of IMC)	1.7%
Calendar YTD (absolute net of IMC)	7.6%
Benchmark CYTD (absolute net of IMC)	4.2%
3-Years (absolute net of IMC)	21.1%
5-Years (absolute net of IMC)	29.9%
Since Inception (absolute net of IMC)	156.2%



Asset Allocation		
	Nov'20	Oct'20
Equities	38%	36%
Money Market Funds	48%	49%
Islamic Bank Placement	9%	7%
Sukuk	1%	1%
Real Estate	4%	5%
Miscellaneous	0%	2%

Past performance is not indicative of future performance. Market volatility can significantly affect short-term performance. The value of investment can fall as well as rise.



PIF-Conservative Fund

PAK-QATAR
FAMILY TAKAFUL
Together for the Future

Nov'2020

Fund Objective

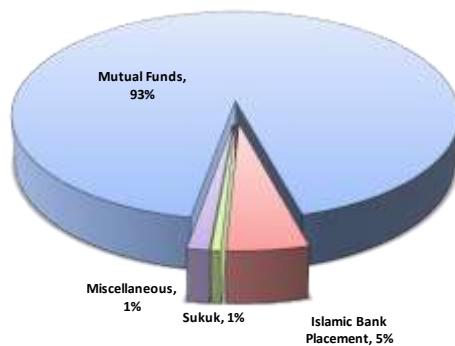
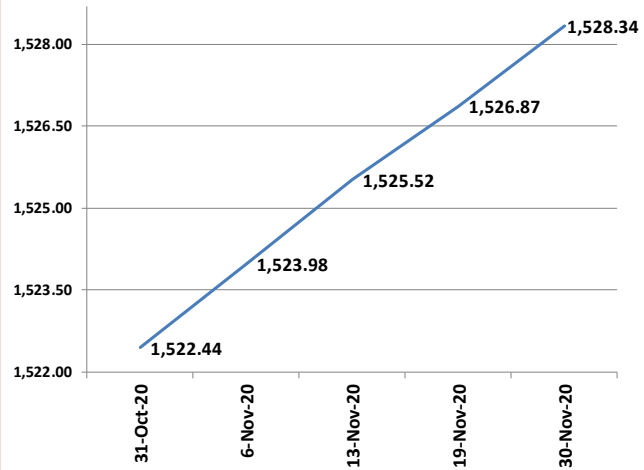
The objective of investments is to enhance returns through a well-diversified, prudently invested portfolio while considering Customer needs, regulatory restrictions and overall corporate strategy of PQFTL. The Fund aims to provide stable return exhibiting low volatility with capital preservation by constructing a portfolio composed of fixed income and Mutual Funds investments.

Fund Information

Fund Name PIF-Conservative Fund
Fund Size PKR 3,156,861,310
Unit Price PKR 1,528.3406
Category Conservative
Pricing Mechanism Forward
Pricing Days Official Working Days
Benchmark Average Return on three Islamic Bank as stated by MUFAP
Auditors EY Ford Rhodes, Chartered Accountants
Appointed Actuary Abdul Rahim Abdul Wahab

Investment Committee

Zahid Hussain Awan	Chairman
Said Gul	Member
Azeem Iqbal Pirani	Member
Muhammad Kamran Saleem	Member
Muhammad Ahsan Qureshi	Member
Abdul Rahim Abdul Wahab	Member
Farhan Shaukat	Secretary



Fund Returns	
	Return
1-month	4.71%
Benchmark - (1-month)	3.4%
3-months	5.4%
Calendar YTD	9.2%
Benchmark (CYTD)	5.4%
Since Inception	8.7%
3-Years	10.3%
5-Years	9.3%
Since Inception (absolute net of IMC)	186.3%

Asset Allocation		
	Nov'20	Oct'20
Mutual Funds	93%	93%
Islamic Bank Placement	5%	5%
Sukuk	1%	1%
Miscellaneous	1%	1%

Past performance is not indicative of future performance. Market volatility can significantly affect short-term performance. The value of investment can fall as well as rise.



PIF-SecureWealth Fund

Nov'2020

Fund Objective

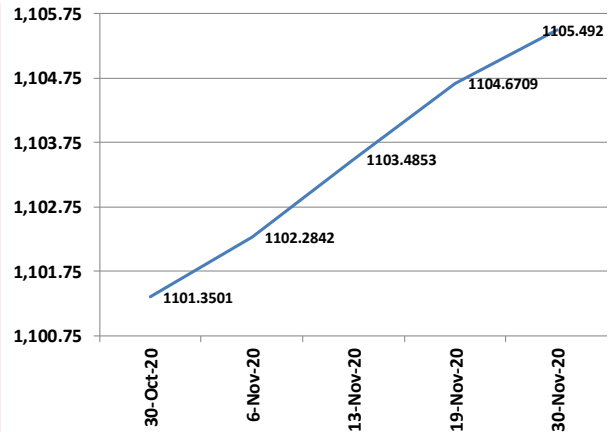
The objective of investments is to enhance returns through a well-diversified, prudently invested portfolio while considering Customer needs, regulatory restrictions and overall corporate strategy of PQFTL. The fund aims to provide competitive returns from a portfolio of low credit risk with prime focus on investment in Sukuks rated (A and above), Islamic Deposits and Mutual Funds.

Fund Information

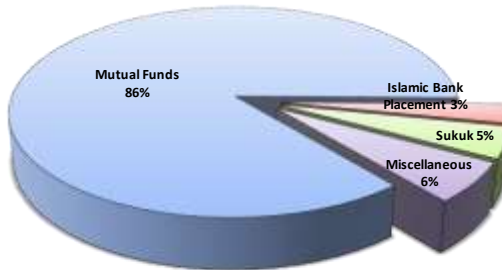
Fund Name	PIF-Secure Wealth Fund
Fund Size	PKR 81,754,632
Unit Price	PKR 1,105.492
Category	Conservative
Pricing Mechanism	Forward
Pricing Days	Official Working Days
Benchmark	Average Return on three Islamic Bank as stated by MUFAP
Auditors	EY Ford Rhodes, Chartered Accountants
Appointed Actuary	Abdul Rahim Abdul Wahab

Investment Committee

Zahid Hussain Awan	Chairman
Said Gul	Member
Azeem Iqbal Pirani	Member
Muhammad Kamran Saleem	Member
Muhammad Ahsan Qureshi	Member
Abdul Rahim Abdul Wahab	Member
Farhan Shaukat	Secretary



Fund Returns	
	Return
1-month	4.5%
Benchmark (1-month)	3.4%
3-months	5.3%
Calendar YTD	8.4%
Benchmark (CYTD)	5.4%
Since Inception	8.4%
3-Years	9.8%
5-Years	9.1%
Since Inception (absolute net of IMC)	116.3%



Asset Allocation		
	Nov'20	Oct'20
Mutual Funds	86%	86%
Islamic Bank Placement	3%	3%
Sukuk	5%	5%
Miscellaneous	6%	6%

Past performance is not indicative of future performance. Market volatility can significantly affect short-term performance. The value of investment can fall as well as rise.